



# MINI PORTABLE CHARGER

DATASHEET & USER MANUAL

Version 1.0

[www.evse.com.au](http://www.evse.com.au)

[sales@evse.com.au](mailto:sales@evse.com.au)

1300 406 210

## PRODUCT OVERVIEW



This Mini Portable Charger with Australian Plug allows you to charge your electric vehicle via an Upgraded Australian 15A wall socket.

Weighing just 3kg, it's lightweight and compact, ensuring easy handling and minimal space use. It combines reliable quality and high compatibility at a competitive price.



Single-Phase  
AC Power Input



Sturdy Shell with  
IK10 Protection



IP66 Waterproof  
Performance



CE, RCM  
Certificated



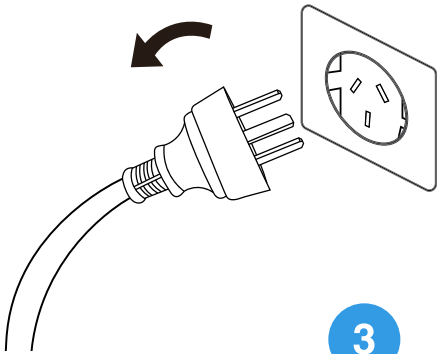
LED Indicator



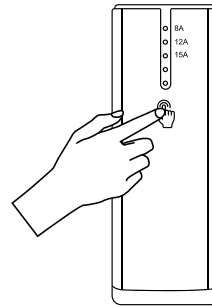
TypeA+6mA  
DC RCD

## HOW TO USE

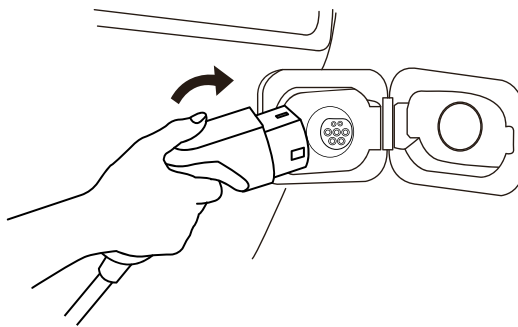
**1** Plug into the wall socket



**2** Switch current

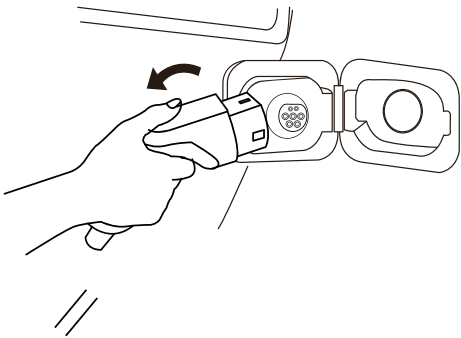


**3** Plug into your EV

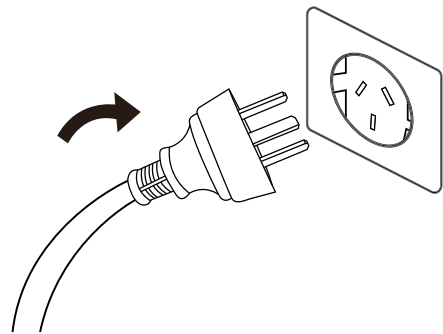


## HOW TO STOP

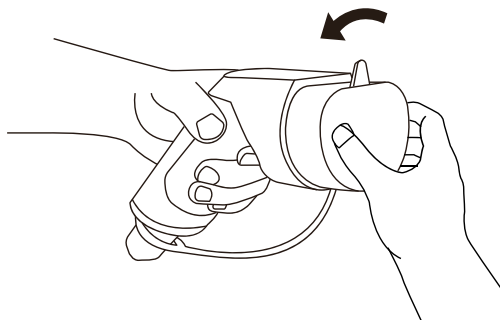
**1** Disconnect the charging gun




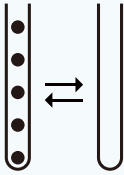
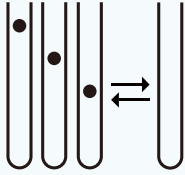

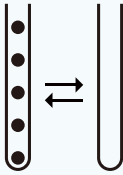
**2** Disconnect the wall plug



**3** Put back the protection cover



## LED DISPLAY STATUS

Disconnected (green)	Connected (green)	Charging (green)	Finish (green)	Fault (red)
				
Light	Flashing	Flashing	Light	Flashing

\*only the light at selected amperes will be on.

\*only the light at selected amperes will flash during charging.

## SPECIFICATION

Connector and Electrical	Input & Output Voltage	100-250V AC
	Input Frequency	50-60Hz
	Max. AC Power Output Rating	3.5kW
	Output Current	8A/12A/15A adjustable 1-phase
	Terminal Connection	AU
	Connector Type	SAE J1772, IEC 62196-2
Performance and Safety	Ingress Protection	IP66
	Impact Protection	IK10
	Electrical Protection	Under Voltage / Over Load / Short Circuit / Earth Leakage / Over Temperature / Lightning Protection
	RCD Type	Type A+6mA DC
	Environment Temperature	-25°C -55°C
	Certifications	CE
Mechanical	Dimension(L/W/D)	189/66/48 mm
	Weight	3kg

## OTHER SPECIFICATION

1. Operating Current	: 8A/12A/15A adjustable
2. Maximum Power	: 3.5kW
3. Auto Charge Recovery	: Yes
4. Warranty	: 2 Years
5. Insulation Resistance	: >10M $\Omega$
6. Withstand Voltage	: 2000V
7. Terminal Temperature rise	: <50K
8. Inlet Cable Spec	: 3x2.5mm <sup>2</sup>
9. Contact Impedance	: 0.5m $\Omega$ Max
10. Shell Material	: ABS+PC Plastic
11. Working Temperature	: -25°C~+55°C
12. Cable Diameter	: 10.5(mm) /0.41(in)
13. Sealing Gasket	: Rubber or silicon rubber
14. Contact Pin	: Copper alloy, silver or nickel plating
15. Vibration Resistance	: Meet JDQ 53'3 requirements

## SECURITY WARNING

Non-compliance with the operating instructions can cause serious consequences.

Manufacturer does not assume any liability for damage caused by disregarding operating instructions or other warnings marked on the device.

High voltage can cause fire hazards. Never use the device if the charger is damaged or opened.

## IMPORTANT SAFETY INSTRUCTION WARNINGS

- This product should only be installed, repaired, or maintained by authorized electricians and in accordance with national guidelines for electrical installations. All applicable local, regional and national regulations for electrical installations must be respected.
- Regularly check if the charger has visible damage. Do not use a damaged product.
- Make sure that all safety facilities and connections are available, properly installed and undamaged at all times and are tested regularly to ensure they can operate normally.
- Make sure that the input voltage, frequency, circuit breakers and other conditions of the device meet the specifications before the device is powered on. It's important to observe the maximum permissible charging current of the connection.
- Before powering on the device, please confirm that the device is properly grounded to avoid unnecessary accidents. If a ground fault occurs, it is assumed that the cable carries voltage. Please make sure there is no high-voltage power in the system before inspecting the device.
- To ensure the service life and stable operation of the charging station, the operating environment should be kept as clean as possible with a relatively stable temperature and humidity. The charging station must not be used in flammable environment or environments with volatile gas.
- Please keep the power cord away from the heated surface. Please do not put the power cord in the gap of the closed door or pull it out of sharp edges or corners.
- Do not use the charger when the inside of the charging plug is wet.
- Do not modify, retrofit, or change any part by yourself under any circumstances.
- Please do not use this product as a toy. Please take good care of children to ensure that they will not play with this device as a toy nor put fingers into the charging connector when the power plug is still connected.
- The circuit to which the charger is to be connected must be equipped with a residual current circuit breaker.

### NOTE

Please do not use it for other purposes except electric car charging.  
Do not try to disassemble the device by yourself under any circumstances.  
Otherwise, the internal precision parts may be damaged, and you will not be able to apply for after-sales service.